
	ALCALDIA MAYOR DE TUNJA SECRETARIA DE EDUCACION MUNICIPAL I.E. GIMNASIO GRAN COLOMBIANO	PAG 1y2	
	GESTION DE CALIDAD PROCESO DE APOYO BIBLIOGRAFICO Y EDUCATIVO	A-BE-GS-2	
	GUÍA DE APRENDIZAJE GRADO NOVENO ENGLISH WOKSHOP NUMBER SEVEN (7) NINTH GRADERS - THIRD PERIOD PAST SIMPLE TENSE WITH IRREGULAR VERBS TEACHER: ANA TORRES GONZÁLEZ	V1 AUGUST 2020	

ÁREA: Humanidades (Lengua Extranjera – Inglés)

GUÍA NÚMERO: SIETE (7)

NIVEL: Básico

GRADO: NOVENO

FECHA:

No. DE CLASES: 6

OBJETIVOS:

- Usar correctamente el Pasado Simple (Simple Past Tense) para preguntar y responder acerca de actividades que ya han ocurrido.
- Reconocer y usar apropiadamente el Auxiliar Did.
- Diferenciar el Pasado Simple de otros tiempos verbales por su construcción gramatical y el **auxiliar did**.
- Reconocer y diferenciar entre **Verbos Regulares e Irregulares** en distintas oraciones y textos con sentido.

ESTÁNDAR: Comprendo información básica sobre temas relacionados con mis actividades.

COMPETENCIA: Comunicativa (Procesos de lectura)

DBA: Reconoce información específica relacionada con objetos, personas y acciones cuando le son conocidos y le hablan de manera pausada. Para esto, puede llegar a requerir de ayudas visuales tales como imágenes o textos.

RESULTADO DE APRENDIZAJE ESPERADO: Que el estudiante identifique y use correctamente las estructuras del Pasado Simple para preguntar y responder.

FUNDAMENTACIÓN TEÓRICA: He aquí un listado de verbos de uso común en Inglés. Están en INFINITIVO y en PASADO SIMPLE. Se agrupan teniendo en cuenta los cambios que los caracterizan, se facilita así la memorización de ellos. Conviene que busques los significados así sabrás cuando usarlos.

Verb infinitive		Past simple		Verb infinitive		Past simple		Verb infinitive		Past simple	
-O- family				-No change- family				-1E+T- family			
Write		Wrote		Read /ri:d/	Read /red/	Feel	Felt	Keep	Kept	Sleep	Slept
Drive		Drove		Put	Put	Sweep	Swept	Weep	Wept	Leave	left
Ride		Rode		Cut	Cut	-U- family					
Shine		Shone		Hurt	Hurt	Stick	Stuck	Hang	Hung	Swing	Swung
Rise		Rose		Shut	Shut	Strike	Struck	Dig	Dug	Sting	Stung
Freeze		Froze		Shut	Shut	-ID- family					
Wake		Woke		Cost	Cost	Say	Said /sed/	-OLD- family			
Wear		Wore		Cast	Cast	Pay	Paid	-NO E- family			
Swear		Swore		broadcast	broadcast	Lay	Laid	-E- family			
Tear		Tore		Hit	Hit	-Orphans- family					
Bear		Bore		Fit	Fit	Be	Was / were				
Steal		Stole		Set	Set	Do	Did				
Break		Broke		Set	Set	Have	Had				
Speak		Spoke		Let	Let	Go	Went				
Get		Got		Spread	Spread	Make	Made				
Forget		Forgot		Split	Split	Eat	Ate				
Win		Won		Beat	Beat	See	Saw				
-A- family				Burst	Burst	Hear	Heard				
Begin		Began		-GHT- family				Find	Found		
Drink		Drank		Think	Thought	Forbid	Forbade	Light	Lit		
Swim		Swam		Teach	Taught	Lie (on)	Lay				
Sing		Sang		Catch	Caught						
Ring		Rang		Bring	Brought						
Sink		Sank		Buy	Bought						
Stink		Stank		Fight	Fought						
Run		Ran		Seek	Sought						
Sit		Sat		-EW- family							
Give		Gave		Know	Knew						
Forgive		Forgave		Grow	Grew						
Come		Came		Throw	Threw						
become		became		Blow	Blew						
-T- family				Fly	Flew						
Spend		Spent		Draw	Drew						
Send		Sent		-1E/1O- family							
Lend		Lent		Meet	Met						
Build		Built		Feed	Fed						
Learn		Learnt		Speed	Sped						
Burn		Burnt		Bleed	Bled						
Mean		Meant		Lead	Led						
Dream		Dreamt		Choose	Chose						
Deal		Dealt		Shoot	Shot						
Smell		Smelt		-OO- family							
Spell		Spelt		Take	Took						
LOSE		Lost		Mistake	Mistook						
				Stand	Stood						
				Understand	Understood						

STUDENT'S FULL NAME: _____ GRADE: 7 _____ DATE: _____

EXERCISE 1: PAST SIMPLE. PAST ROUTINES: ¿Qué hicieron estas personas ayer?









1. Relacione los dibujos con los verbos ubicados a ambos costados de la página y representados con dibujos.
2. Tenga en cuenta que los verbos que se le dan están en forma básica (Base form).
3. Complete las oraciones con el verbo que corresponda. No olvide escribirlo en la oración en PASADO, en Inglés.
4. Finalmente, ubique en los círculos el número que corresponda.

PAST SIMPLE

PAST ROUTINES: What did these people do yesterday? Match and complete. Follow the example.

 get up	 run	 send	 tell	 eat
 be	 do	 spend	 go	 sleep

- | | |
|---|---|
| 1) He <i>slept</i> like a baby. | 11) She _____ home tired after work. |
| 2) Luke _____ a nice hot shower. | 12) Bob _____ school at 1 pm. |
| 3) I _____ very early. | 13) The baby _____ a bottle of milk. |
| 4) Tom _____ the bus to school. | 14) Mike's father _____ late for work. |
| 5) Grandpa _____ me home from school. | 15) He _____ me a secret. |
| 6) I _____ my Math homework. | 16) She _____ popcorn at the cinema. |
| 7) Ben _____ a chocolate bar. | 17) I _____ the dentist in the afternoon. |
| 8) The boy _____ a big snowman. | 18) He _____ his time playing computer games. |
| 9) He _____ the newspaper in the morning. | 19) Joel _____ e-mails to all his friends. |
| 10) I _____ to school because I was late. | 20) Cliff _____ how to drive. |

 leave	 make	 learn	 take	 drink
 see	 have	 read	 sell	 drive

IRREGULAR VERBS

STUDENT'S FULL NAME: _____ GRADE: 7 _____ DATE: _____

EXERCISE 2: PAST SIMPLE TENSE 4/2. MULTIPLE CHOICE – IRREGULAR VERBS SABER TEST.

1. Elija la respuesta correcta para completar las oraciones en Pasado Simple.

Past Simple Tense 4/2

MULTIPLE CHOICE - IRREGULAR VERBS

1) She _____ everything on a yard sale. a - sold b - sold c - sale 	2) Paul _____ of Daisy on Maths lesson. a - thought b - thaught c - thinked 	3) Tim _____ the table. a - setted b - sat c - set 	4) Mary _____ the dust under the rug. a - swept b - sweeped c - swop 	5) Mum _____ a fairy tale to her son. a - telled b - tale c - told 
6) David _____ a bike yesterday. a - rided b - rode c - ridded 	7) Jeb _____ on a bench in the park. a - sitted b - sut c - sat 	8) These letters _____ baker. a - spelld b - spelt c - spilt REBAK	9) Lindsay _____ a song on a school contest. a - singed b - sung c - sang 	10) Martha _____ the fastest yesterday. a - run b - runned c - ran 
11) Joan _____ her hair because she was really angry. a - teared b - tore c - teard 	12) The ship _____ in the storm. a - sank b - sinked c - sonk 	13) Nina _____ and waved. a - standed b - stood c - stent 	14) The boy _____ in the bed. a - sleep b - slept c - sleepeed 	15) The boy _____ a pair of red trousers. a - weared b - woren c - wore 
16) The telephone _____ twice the day before yesterday. a - ringed b - rung c - rang 	17) Mindy _____ her books in the bag. a - put b - putted c - pat 	18) My class _____ the first prize on the contest. a - winned b - won c - wan 	19) She _____ the beautiful flowers. a - smelt b - smelld c - smeled 	20) The thief _____ the money from the safe. a - stole b - stealed c - stale 
21) Marsha _____ a chewing gum in Marty's hair. a - sticked b - stack c - stuck 	22) Trina _____ tea for her doll and herself. a - made b - maked c - mode 	23) I _____ this book for you. a - meant b - meaned c - ment 	24) Mr Martin _____ the students. a - tought b - taught c - teached 	25) The alarm clock _____ Lyle up. a - waked b - woke c - woken 
26) He _____ cutting people's hair. a - understanded b - understent c - understood 	27) I _____ with my credit card in the shop. a - paid b - payed c - payd 	28) Bob _____ in the river yesterday. a - swum b - swimmid c - swam 	29) Bruno _____ wonderful photos. a - took b - taked c - toke 	30) Mark _____ the ball to Kim. a - throwed b - threw c - throw 
31) They _____ the paintings in the museum. a - saw b - sew c - seed 	32) Benny _____ a postcard to Santa Claus. a - sended b - sand c - sent 	33) Father _____ to Ken about honesty. a - speaked b - spoke c - spake 	34) Lisa _____ a letter to her penfriend. a - written b - wrote c - writed 	35) Joshua _____ an interesting book. a - read b - readed c - red 

<http://www.philipmartin.com/>

Artwork © Grace Lee
www.outecolors.com

36) The girls _____ their time in gardening on Sunday.
a - spended
b - spond
c - spent


37) The children _____ a blessing at a meal.
a - said
b - sayed
c - sayd


ACTIVIDADES A DESARROLLAR: WORKSHOP NUMBER EIGHT (8) – THIRD PERIOD 2020
NO OLVIDE, MARQUE EN FORMA COMPLETA CADA UNA DE LAS HOJAS QUE COMPONEN LAS GUÍAS.

STUDENT'S FULL NAME: _____ GRADE: 7 _____ DATE: _____

EXERCISE 1. GROUP THE VERBS INTO REGULAR Vs IRREGULAR VERBS.

1. Clasifique en las 2 columnas los verbos que encuentra en el rectángulo. Tenga en cuenta que hay una para REDULARES y otra para los IRREGULARES.

GROUP THE VERBS INTO REGULAR Vs IRREGULAR VERBS

Looked knew sang kept read prayed
 felt found was came heard had sang were
 saw wrote played visited worked drove ate
 went spoke drank ran

IRREGULAR VERBS

RREGULAR VERBS

PRESENT	PAST
1. Run	ran
2.	
3.	
4.	
5.	
6.	
7.	
8.	
9.	
10.	
11.	
12.	
13.	
14.	
15.	
16.	
17.	
18.	
19.	
20.	

PRESENT	PAST
1. Visit	Visited
2.	
3.	
4.	
5.	
6.	
7.	
8.	
9.	
10.	
11.	
12.	
13.	
14.	
15.	
16.	
17.	
18.	
19.	
20.	

ISLCollective.com

CRITERIOS DE EVALUACIÓN:

- Forma de entrega virtual.
- Producción de mensajes escritos.
- Asimilación y uso del nuevo vocabulario.
- Trabajo individual y cooperativo.

INFOGRAFÍA: Videos explicativos y de respaldo: <https://www.youtube.com/watch?v=X6NMLXqP9R0> (Simple Past Tense | Explicado en español #simplepast #inglesfacilsencillo), <https://www.youtube.com/watch?v=wLuNOWXw96c> (El Pasado Simple y su auxiliar did - Afirmativa, negativa e interrogativa), <https://www.youtube.com/watch?v=moYDA4jbPy4> (EXPLICACIÓN DEL PASADO SIMPLE EN INGLÉS - INTRODUCCIÓN), https://www.youtube.com/watch?v=GYGVWF_i2LU (PASADO SIMPLE EN INGLÉS - ORACIONES NEGATIVAS Y USO DEL AUXILIAR DID), www.islcollective.com, www.althingsgrammar.com

DATOS DEL DOCENTE:

Nombre: Ana Torres González
 Dirección electrónica de envío: ana.torres@gimnasiograncolombiano.edu.co
 Whatsapp: 3002607933